



**MONIER**<sup>TM</sup>

Top Cat in Roofing



A GUIDE TO RE-ROOFING  
YOUR HOME

MONIER

**CSR**



## A guide to Re-Roofing your home

If you are planning to re-roof, or extend your existing roof when renovating your home, then Monier's guide to re-roofing is for you. Tips to choosing the right profile, energy saving measures, answers to your frequently asked questions and much more will help you through this process.

Given that your roof is the largest surface area of your home and the first line of defense against Australia's elements, roof replacement can be the single greatest improvement to your home's performance, energy efficiency and, of course, appearance.

## Why re-roof?


There are a number of functional and aesthetic reasons why you would consider re-roofing.

### FUNCTIONAL REASONS

- If your roof is leaking this could damage above and inside your living space.
- It provides a chance to replace broken or cracked tiles and pointing.
- Eliminates the hassle of trying to match old tiles to something new.
- It creates a perfect opportunity to improve the insulation and ventilation of your roof space.

### AESTHETIC REASONS

- Opportunity to update the look of your home as part of a makeover. The roof can make up to 30% of your home's façade, so it has a major bearing on the overall look.
- A re-roof can add value to your home when selling.

Re-roofing can dramatically improve the aesthetic look of your home. 



**BEFORE  
RE-ROOFING**



**AFTER**

# When you want the very best roof for your home

With nearly 100 years experience in producing roof tiles, Monier knows the importance of quality. We have long been one of Australia's most experienced, trusted and innovative roofing companies offering an extensive range of roof tiles and roofing products, including both concrete and terracotta roof tiles. Our roof tiles come in a selection of contemporary and classic profiles in a large and diverse palette of colours.

## THE BENEFITS OF CHOOSING ROOF TILES



### Will not rust, warp or corrode

Monier roof tiles will not rust, warp or corrode, a problem with other roofing materials.



### Salt safe

Monier roof tiles are ideal for coastal locations that endure the wind, spray and salt of the ocean. All Monier roof tiles are salt safe and will not corrode over time.



### Impervious to frost and ice

Monier roof tiles are ideal for those living in colder climates. They are impervious to the effects of frost and ice, and will never warp, no matter how cold it gets.



### Tank water safe

The raw materials used to manufacture tiles are non-toxic, so the water that runs off a tiled roof is potable, however, other factors including atmospheric fallout needs to be considered.



### Provide thermal insulation

Monier roof tiles keep you comfortable in your home all year round, while helping save money and the environment through energy savings.



### Provide acoustic insulation

Monier roof tiles assist in keeping unwanted noise out. Their advanced insulation properties mean that the only noise in your home will be the noise created by you and your family.



## TERRACOTTA'S ADDITIONAL APPEAL

Monier terracotta tiles are a sustainable product of lasting beauty. The colour never fades, as it is baked onto the surface of the natural clay, giving it qualities like no other roofing material. This is backed up by our Monier Terracotta Colour and Performance Guarantee.

## Checking your roof

Monier always recommends that you use a qualified roofing specialist to check your roof. You can find a full list of Monier Roofing Specialists on the Monier website at [monier.com.au](http://monier.com.au).

### The following checks should be carried out:

- ☑ Check for any cracked tiles, displacement of tiles or build-up of debris.
- ☑ Check old cement mortar bedding.
- ☑ Check flashings, gutters and downpipes.
- ☑ Check whether or not sarking is installed.
- ☑ Check for sufficient ventilation to remove hot or damp air.
- ☑ Check the need to re-insulate the ceiling.
- ☑ Assess the need to replace individual tiles, re-spray or re-roof and sark.

# Choosing a Monier Roof Tile



As part of CSR, Monier has long been one of Australia's most experienced, trusted and innovative roofing companies. At Monier you'll find a team of experts ready to guide you in selecting the right roof tile. Our roof tiles are manufactured for Australian conditions and guaranteed to last. We have an extensive range of colours and profiles that match older tiles when extending, or if you are re-roofing the whole roof, you'll need to consider the following:

## Material

The lasting beauty of terracotta or the versatility of concrete



### TERRACOTTA

Monier terracotta roof tiles are a natural clay product used throughout history as a roofing material. When it comes to performance and colour, nothing is longer lasting than terracotta. Each tile is glazed and fired at a temperature of over 1,000°C, baking the colour right into the tile and enabling it to withstand time and nature's elements.




### CONCRETE

Monier concrete roof tiles are manufactured from durable concrete that strengthens over time. Our CAT Colour application technology layers colour on the surface of the tile and results in deeper, richer and more consistent colour.

## Colour and finish

Monier has a diverse, fresh and modern palette of colours and finishes to choose from. From light neutrals to sophisticated dark tones, matte through to glazed finishes. Of course the colour of our terracotta roof tiles is 'baked' in and guaranteed for 50 years. And with our concrete roof tiles, Monier's CAT Colour application technology results in deeper, richer and more consistent colour.



Light neutrals

Dark Tones

Matte finishes

Glazed finishes



Nouveau in Onyx



The profile of the individual roof tile is what gives your roof its distinct and unique character. Monier offers a large range of profiles, from sleek contemporary flat profiles, such as Nullarbor and Horizon, to the more traditional and classic profiles of Marseille and Elabana.



## Profile

### TERRACOTTA ROOF TILE RANGE




#### NOUVEAU

With a palette of four beautiful colours, Nouveau is easily schemed to suit your individual taste.



#### MARSEILLE

Classic French Provincial style from a roof tile that works with both traditional and contemporary architecture.



#### NULLARBOR

The Nullarbor roof tile creates a streamlined, sleek and sophisticated roofline.



#### Colour never fades

Monier Terracotta roof tiles will never fade. Even after years on your roof with the sun beating down and the wind and rain battering away, Monier Terracotta tiles retain their colour.

### CONCRETE ROOF TILE RANGE



#### HORIZON

The ultimate flat concrete roof tile, designed to deliver a streamlined roof that integrates seamlessly with current trends in modern Australian architecture.



#### CAMBRIDGE

With its hewn stone finish, the Cambridge roof tile is the ideal choice for the discerning home owner.



#### TRADITIONAL

The subtle curve of Traditional roof tiles, adds character and style to any roof design.

\* Available in VIC & NSW.  
\*\* Available as 'Atura' in QLD



#### GEORGIAN

Georgian roof tiles perfectly combine the rich texture of traditional shingles with modern day materials to create a classic look that is truly enduring and stylish.



#### MADISON

Sophisticated best describes the look of the Madison roof tile. Madison features a centre shadow line that enhances its aesthetic appeal.



#### TUDOR

Defined, geometric lines make the Tudor roof tile the perfect choice for both traditional and modern home designs.

\*Available in VIC.



#### ELABANA

Elabana is a versatile roof tile that combines traditional good looks with exceptional product performance.



#### CAT Colour

Monier's superior Colour Application Technology is a water based system that layers colour on the surface of the tile. The result is a deeper, richer and more consistent colour.

\*Available on Horizon, Elabana, Traditional, Tudor and Atura roof tiles.

# Roofing Essentials

## A-LINE RIDGE Contemporary streamline ridge system

Available on selected concrete  
and terracotta profiles.

## LAPPED RIDGE Conventional lapped ridging



## CONSIDER YOUR ROOF FINISH

Like many things, the finish of a product can make all the difference. It's the same for roofing. Therefore, if it is a more contemporary, minimalist look you are trying to create, consider A-line Ridging.

## INSULATION, SARKING AND VENTILATION

Your roof is the number one source of your home losing or gaining heat. Re-roofing your home provides the perfect opportunity to improve the thermal efficiency of the house by installing insulation, sarking and ventilation.

### Insulation

Insulation products slow the transfer of heat and cold through your ceiling, resulting in the regulation of temperature within living spaces all year round. Bulk insulation or ceiling batts fight the effects of convection heating in the roof space, while the best defence against radiant heat is a thin non-flammable membrane known as sarking. Ceiling insulation is easy enough to retro-fit if your roof space is accessible, however, sarking can only be installed during construction or re-roofing.

### Ventilation

Whirly birds reduce both heat and moisture in the roof space. Installing them at opposite sides of the roof space allows for cross-ventilation, which can be even more beneficial. The AiroMatic powered roof top ventilator from Edmonds has been developed to meet the cooling and drying needs of residential homes. It is a dual purpose ventilator, which can be used to cool a roof space on hot days via its temperature sensing inverter speed control technology, or it can be set for constant ventilation rates to help reduce condensation build up in the roof space.

### THE BENEFITS OF VENTILATION

- ⇒ Expels hot air from your roof space in summer.
- ⇒ Exhausts damp air in winter.
- ⇒ Reduces air conditioning load.
- ⇒ Helps reduce energy costs.



## SARKING

Sarking under the roof tiles reflects up to 95% of radiant heat and provides a water, dust and ember proof barrier. You only get one chance to install sarking and that is when you are installing a new roof.

### THE BENEFITS OF SARKING

- ⇒ Reflects up to 95% of radiant heat entering your roof space.
- ⇒ Provides added thermal insulation all year round.
- ⇒ Stops condensation - minimising the chance of staining and mould growth on your ceilings.
- ⇒ Effective dust barrier - reducing airborne dust entering your home and paving the way for better use of your roof space.
- ⇒ Fire safety – prevents burning embers entering the roof space.
- ⇒ Provides additional weather protection during severe storms events.

# MONIER'S 10 STEP RE-ROOFING PROCESS

Re-roofing can take 2 to 4 days to complete, depending on the size of the roof. There are 10 steps to the re-roofing process. ➔



## 1 Install safety rail

Safety is a priority. Before commencing any work Monier guardrail is installed around the perimeter of the roof to prevent roof tilers from falling and to keep your family safe.



## 2 Remove old tiles

All the old roof tiles and ridge are removed.



## 3 Inspect roof

The roof timbers are inspected to make sure the battens are sound.



## 4 Install sarking\*

Sarking provides insulation and reflects up to 95% of radiant heat entering the roof.



## 5 Install new battens\*\*

New battens are installed ready for the new roof tiles to be laid.



## 6 Load up new tiles

Old tiles are removed and the new roof tiles are sent up to the roof using a conveyer system.



## 7 Start laying new tiles

Tiles are laid sequentially up the roof from the gutter line and fixing clips, or nails, are used to secure the roof tiles to the roof.



## 8 Ridge tiles installed

Ridge tiles are installed and bedded in place using mortar.



## 9 Pointing

Pointing is a flexible material that covers the mortar and comes in a colour that matches the roof tile. It acts as a mechanical fastener, keeping the ridge in place. It is also used to finish the tiles at the gable or edge of the roof.



## 10 Finish

Guard-rail is removed and the site is tidied and any left over roof tiles removed.

\* Optional, but recommended

\*\* Assessed by Monier Roofing Specialists

## RE-ROOF OR RE-SPRAY? THE FACTS.

Some people consider re-spraying or re-coating their concrete roof tiles in order to rejuvenate the colour, which have faded over time. It's worth knowing that a roof re-spray is for aesthetic purposes only. It will not repair cracks or leaks in your roof, or enhance the performance of your roof. What's more, if the roof is old, or cracked, having people walk on it, in order

to re-spray, will increase the likelihood of further damage.

Monier terracotta roof tiles, which are kiln fired and have the colour 'baked' in, will never require a re-spray. So, when looking to improve your existing roof, look at re-roofing with Monier terracotta roof tiles.





## Installation and roofing services

Monier is one of Australia's most experienced and diverse roofing companies with a proud tradition of manufacturing quality roof tiles backed by a 50 year product and performance guarantee. In the case of our Monier Terracotta roof tiles this guarantee includes the roof remaining colourfast for 50 years.



### 50 Year Concrete Guarantee

Monier concrete roof tiles come with a 50 year guarantee on performance.



### 50 Year Terracotta Guarantee

Monier terracotta roof tiles come with a 50 year guarantee on performance and colour, further demonstrating that Terracotta is a premium roofing material.

At Monier we offer a complete roofing solution. So whether you're looking to re-roof or extend an existing roof, we're sure you'll find the right roof tile in the right colour from our extensive concrete and terracotta range.



↑ Nullarbor in Granite



↑ Nouveau in Onyx



# Re-roofing made easy with a Monier Roofing Specialist

To be sure your roof is installed to the correct specifications, Monier has a network of Monier Roofing Specialists, a select group of accredited Roofing Specialists that exclusively install Monier roof tiles throughout Australia. The relationship between Monier and our Roofing Specialists is born from our shared desire to offer Australian homeowners the highest quality roofing products and services with exceptional customer service and professional installation.



Professional and experienced Monier Roofing Specialists provide the complete roofing solution. They can offer advice on choosing the right product to suit your home, as well as talk you through the process, so you feel comfortable and confident that your new roof will look and perform as expected.

For any roof alteration or addition to an existing home, please call Monier on 1800 666 437. Or visit our website at [monier.com.au](http://monier.com.au)





## Visit a Selection Centre



### People and tools to make your selection easier

At Monier we make choosing a roof tile simple through useful design tools that will give you inspiration and confidence. Visit a Monier PGH Selection Centre and you'll find colour consultants, colour selection tools, large-scale displays and

take home samples. Our team of experts is on hand and ready to guide you in selecting the right roof tile.

Please note, Colour Consultancy is only available by appointment in Victoria. Please contact 1800 666 437 to book your appointment.



Online and mobile design tools to assist you in the selection process



The **Locator** app shows you where you can go to view Monier PGH Selection Centres and Display Houses.



**ColourTouch** enables you to mix and match Monier rooftiles with PGH™ bricks and pavers to create and visualise your dream home. Visit the Monier website to create your dream home today.

# Frequently Asked Questions

<b>1 Can I choose Monier roof tiles if my old tiles are another brand?</b>	Yes. Our Monier roof installer generally can work around different tile widths, or where this is not possible, replace part without affecting the rest of the roof. On assessing its condition, your existing timber battens and sarking can remain. For extensions, Monier's matching service can assist to find the closest matching roof tile for the application.
<b>2 Can I re-roof using tiles if my existing roof is metal?</b>	Yes, if the load capacity of the existing frame is greater than 60kg per m <sup>2</sup> as assessed by a structural engineer.
<b>3 How can I make my roof as energy efficient as possible?</b>	The thermal mass of roof tiles makes them an effective barrier against fluctuation in temperature and their effectiveness only gets better when combined with insulation (sarking laid under your roof battens, bulk insulation laid above your ceiling) and ventilation (whirly birds laid with your tiles). It is important to seriously consider installing sarking when re-roofing or extending your roof, as there is no easy way to retrofit this product.
<b>4 What is the sheen on new concrete tiles?</b>	Sheen of concrete tiles is created through the application of a tinted water-based sealer. The purpose of this sealer is to slow down the release of natural salts held within concrete that when released presents as a whitish discolouration. Unlike terracotta roof tiles where the colour is baked into the tile, with exposure to natural elements, concrete roof tiles will lose this sheen and some colour.
<b>5 Does Monier recommend re-spraying roof tiles?</b>	Depending on the material and method used it is acceptable to re-spray concrete roof tiles to enhance their colour. However, respraying does not enhance the waterproofing performance of the roof tiles. If the roof is damaged in any way; you should consider re-roofing. Never re-spray terracotta tiles, as the painted colour applied to a glazed surface will peel away over time.
<b>6 I live in a high wind area – are roof tiles suitable?</b>	Roof tiles are perfectly suited to high winds areas. In these environments, Monier recommends the use of sarking and additional fixing methods to provide added waterproofing protection.
<b>7 Is rain collected from my roof tiles safe to drink?</b>	Monier roof tiles have non-toxic surface finishes. No lead, cadmium or other heavy metals are used in their manufacture. The water that runs off a tiled roof is potable, however, other factors, including atmospheric fallout, need to be considered.
<b>8 Do concrete roof tiles absorb moisture?</b>	A common fallacy is that roof tiles absorb water during severe downpours. All Monier roof tiles comply with strict Australian Standards that specify a maximum absorption of 10% of their own weight. Regular testing of Monier tiles confirm that they absorb significantly less than this figure when tiles are left in water for 24 hours.
<b>9 Do tiled roofs require ongoing maintenance?</b>	There is no such thing as a maintenance free roof. Monier recommends an annual check to make sure your gutters, downpipes and valleys are free of debris. More checks are recommended if you live in a tree lined area. We also recommend that foot traffic on your roof should be minimised or eliminated.





03.2015