



MONIER COLLECTIONS – NSW
TERRACOTTA, CONCRETE & SOLAR ROOF TILES

CSR



CONTENTS	
Our roofing expertise	4
Choosing a Monier roof tile	5
Selecting the shape & colour	6
Roofing essentials	7
Monier Terracotta	8
Nouveau	9
Nullarbor	10
Marseille	11
Monier Concrete	12
Horizon	13
Cambridge	14
Madison	14
Georgian	15
Traditional	16
Homestead	16
Elabana	17
SOLARtile	18
Colour palette	20
Monier displays	22

1800 666 437
WWW.MONIER.COM.AU
www.facebook.com/MonierAustralia





Our Roofing Expertise

Over 100 years ago, the Monier story began in Australia when the Wunderlich brothers, Ernest, Alfred and Otto saw an opportunity to offer a colourfast roofing alternative in the form of terracotta roof tiles. Never before had Australians had access to such a beautifully crafted and enduring roofing product. Testament to the popularity and enduring qualities of terracotta roof tiles, still today, they adorn many of the houses of earlier established suburbs around the country.



This local Australian success story continued to grow and innovate. And in 1940s the concrete roof tile was born. Australia's homeowners now had a more expansive and affordable range of roof tile profiles and colours to choose from.

Today, the enduring success of Monier is underpinned by our commitment to quality Australian made roofing products, superior customer service and continued innovation. The kind of innovation that has led to the Monier SOLARtile, Australia's first integrated, modular photovoltaic flat tile system.

We understand the importance of trust. And as part of CSR, one of Australia's largest manufacturers of quality building products for over 150 years, Monier can be trusted to deliver the very best in quality roofing products and services.

That's why Monier is the Top Cat in Roofing.



Choosing a Monier Roof Tile

For most people, your home is the greatest single investment you will make during your life. Visually, your roof contributes significantly to the overall appeal of your home. Choosing wisely will reward you by adding beauty, character and value to your home. To help you on your way, here are the steps you should consider when purchasing a new roof.



01. Selecting the material

Choosing roof tiles specifically gives you the following benefits:



Will not rust, warp or corrode

Monier roof tiles will not rust, warp or corrode, a problem with other roofing materials.



Tank water safe

The raw materials used to manufacture tiles are non-toxic, so the water that runs off a tiled roof is potable, however, other factors including atmospheric fallout needs to be considered.



Salt safe

Monier roof tiles are ideal for coastal locations that endure the wind, spray and salt of the ocean. All Monier roof tiles are salt safe and will not corrode over time.



Provide thermal insulation

Monier roof tiles keep you comfortable in your home all year round, while helping save money and the environment through energy savings.



Impervious to frost and ice

Monier roof tiles are ideal for those living in colder climates. They are impervious to the effects of frost and ice, and will never warp, no matter how cold it gets.



Provide acoustic insulation

Monier roof tiles assist in keeping unwanted noise out. Their advanced insulation properties mean that the only noise in your home will be the noise created by you and your family.

Terracotta's additional appeal

Monier terracotta tiles are a sustainable product of lasting beauty. The colour never fades, as it is baked onto the surface of the natural clay, giving it qualities like no other roofing material. This is backed up by our Monier Terracotta 50 year Colour and Performance Guarantee.



Colour never fades

Despite all sorts of weather conditions, Monier terracotta roof tiles will never fade.

02. Selecting the shape and colour of your tile


PROFILE

Profile refers to the roof tile's shape and design. It is what gives your roof its distinct and unique character. Monier offers a large range of profiles, from sleek contemporary flat profiles, to the more traditional and classic profiles. When choosing a profile it is also important to consider the pitch of the roof.

CONTEMPORARY	TRADITIONAL
For sleek, contemporary profiles... try Horizon, Nouveau, Cambridge, Georgian, Madison and Nullarbor	For traditional and classic profiles try Elabana and Marseille.
 Horizon	 Elabana


COLOUR


Monier has a diverse, fresh and modern palette of colours and finishes to choose from. From light neutrals to sophisticated dark tones and matte through to glazed finishes.



CONSIDER YOUR ROOF FINISH

Like many things, the finish of a product can make all the difference. It's the same for roofing. Therefore, if it is a more contemporary, minimalist look you are trying to create, consider A-line Ridging.

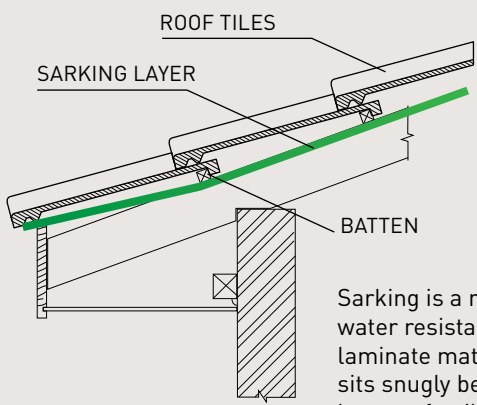




SARKING

You only get one chance to install sarking and that is when you install a new roof. At Monier, we believe the benefits of sarking far out way the incremental cost of this product. Sarking is a flexible membrane that is laid under the roof battens during the installation of a new roof. Monier recommends the use of sarking for all new roofs irrespective of roof pitch, terrain category or location for the following reasons:

- Reflects up to 95% of radiant heat entering your roof space, contributing a reflective R-Value which improves the overall thermal insulation value of the roof structure
- Reduces air leakage from inside the roof structure, allowing insulation to work more effectively which ultimately improves the energy efficiency of your home
- Protects your home from wind driven rain and dust ingress, creating a secondary protective skin in the event of storm damage
- Provides compliance to BAL bush fire ember attack requirements in accordance AS3959 by providing a secondary form of ember protection for the roof space



Sarking is a reflective, water resistant foil laminate material that sits snugly beneath the batten of a tiled roof.

03. Roofing Essentials

Used together, insulation, ventilation and sarking can significantly reduce the amount of energy required for heating and cooling your home, while also saving money on energy bills and ensuring more pleasant and enjoyable living conditions all year round.

INSULATION


Insulation products slow the transfer of heat and cold through your ceiling, resulting in the regulation of temperature within living spaces all year round.

VENTILATION

The final component of an effective roofing system is roof ventilation. A wind powered ventilation system plays the key role of minimising temperature build up in the roof space by extracting trapped hot air and replacing it with cooler, ambient air from outside.

THE BENEFITS OF VENTILATION

- Expels hot air from your roof space in summer
- Exhausts damp air in winter
- Reduces air conditioning load
- Helps reduce energy costs



04. Installation

With over 100 years experience in the roofing industry, we know a thing or two about installing roofs. To get advice on installing a roof, or to arrange installation, call 1800 666 437.





OUR TERRACOTTA ROOF TILE RANGE



NOUVEAU

With a palette of four beautiful colours, Nouveau is easily schemed to suit your individual taste. Its unique satin finish provides durability with excellent depth and intensity of colour that will never fade. Give your home the streamlined, sophisticated and modern appearance of Nouveau.



NULLARBOR

The Nullarbor roof tile creates a streamlined, sleek and sophisticated roofline. It is the ultimate, flat terracotta roof tile for modern and classic architecture and comes in a stunning colour palette. Each colour has been carefully selected to work perfectly with other elements of your homes façade, delivering a look that is complimentary, stylish and enduring.



MARSEILLE

Classic French Provincial style from a roof tile that works with both traditional and contemporary architecture. Offering a diverse palette of colours, you can create either a heritage or a timeless classic aesthetic for your home with this long standing favourite.




Colour never fades

Monier terracotta roof tiles will never fade. Even after years on your roof with the sun beating down and the wind and rain battering away, our terracotta tiles retain their colour.



unique
satin finish
sophisticated
streamlined




NOUVEAU

Colours have been reproduced as faithfully as possible, however, actual colours may vary due to the printing process. We urge all customers to view tiles on display before making your decision. Technical information such as roof pitches, rafter lengths and sarking can be found on the Monier website at www.monier.com.au







Nullarbor in Granite




NULLARBOR




ultimate,
flat terracotta roof tile
streamlined



GRANITE



SLATE GREY



AURORA



Marseille in Earth





diverse colour palette
classic
French
provincial style



MARSEILLE

CHARCOAL	GRANITE	MYSTIC GREY	SLATE GREY	DELTA SANDS	EARTH
SUNSET	COTTAGE RED	FLORENCE RED	BURGUNDY	AURORA	POTTERY BROWN





OUR CONCRETE ROOF TILE RANGE



HORIZON

The ultimate flat concrete roof tile, designed to deliver a streamlined roof that integrates seamlessly with current trends in modern Australian architecture. Available in an extensive palette of inspirational colours, Horizon roof tiles will undoubtedly enhance the look of your home.



CAMBRIDGE

With its hewn stone finish, the Cambridge roof tile is the ideal choice for the discerning home owner. Its unique appearance complements both contemporary and classically styled architecture and conveys a level of sophistication that will be the envy of your neighbours.



GEORGIAN

Georgian roof tiles perfectly combine the rich texture of traditional shingles with modern day materials to create a classic look that is truly enduring and stylish. A great choice for many contemporary home designs.



MADISON

Sophisticated best describes the look of the Madison roof tile. Madison features a centre shadow line that enhances its aesthetic appeal, creating a look that is unashamedly minimalist, very stylish and exclusive. If you want a unique look it must be Madison.



TRADITIONAL

The subtle curve of Monier™ Traditional roof tiles, adds character and style to any roof design. Whether you're building a country retreat, a city townhouse, or a coastal resort, the Traditional profile will add a sense of quality to your buildings façade.



HOMESTEAD

Monier's™ Homestead roof tile, reflects the character and natural beauty of traditional 'hand-split timber shakes'. With a look that is both timeless and enduring this classically styled tile retains an authentic charm that will enhance any modern or period Australian home.



ELABANA

Elabana is a versatile roof tile that combines traditional good looks with exceptional product performance. Available in range of fashionable colours, there's sure to be one that will complete the look of your home.

Horizon in Sambuca



Colour Application Technology

Monier's superior colour application technology delivers colour onto the body of the tile. A water-based system that is softer on the environment yet gives a more consistent and deeper colour. Tested against traditional solvent based systems, CAT Colour has approximately 45% better colour consistency and richness.



Colours have been reproduced as faithfully as possible, however, actual colours may vary due to the printing process. We urge all customers to view tiles on display before making your decision. Technical information such as roof pitches, rafter lengths and sarking can be found on the Monier website at www.monier.com.au

Horizon in Atlantis



ATLANTIS



SILVER PERCH



BABYLON



CAMELOT



FIG



CHILLI



SAFFRON



VODKA



WILD RICE



ANISEED




CARAWAY



WOLLEMI



BARRAMUNDI




SAMBUCA



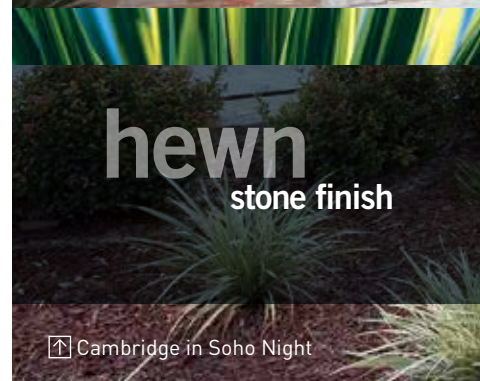
ultimate
flat roof tile

contemporary
sleek

HORIZON



the distinct, clean & expansive look of slate




hewn
stone finish

Cambridge in Soho Night



CAMBRIDGE

GEORGIAN



enduring & stylish

Georgian in Soho Night



MADISON



Madison in Soho Night

sophisticated
a unique look

Monier Colour Through

The Soho Night colour of Cambridge, Georgian and Madison roof tiles combines mineral oxides with a water based emulsion to deliver colour throughout the body of the roof tile, resulting in a more consistent and deeper finish. With atmosphere conditions, the colour applied to all concrete roof tiles will mellow and change over time, therefore the colour performance of concrete roof tile are not guaranteed.


Traditional in Barramundi



Homestead in Sambuca



Elabana in Silver Perch





Monier SOLARtile

Power of a great looking roof

INTEGRATED MODULAR PHOTOVOLTAIC FLAT TILE SYSTEM

INTEGRATED DESIGN

Monier SOLARtiles integrate seamlessly into your flat profiled roof, minimising its visual impact. So even if your home faces north, its street appeal will not be compromised.

STRUCTURAL INTEGRITY

Unlike traditional bolt-on systems, the impact on the natural wind flow around the roof is minimised, hence wind pressures and debris build up around the system are reduced. Also, there is

no need to cut, grind or drill through your existing roof during installation.

MODULAR SYSTEM

Being a tile based modular system, Monier SOLARtiles can be installed in any configuration including smaller sections of your roof to optimise energy production.

INSTALLED SOLUTION

Whether you have an existing home or are building the house of your

dreams, Monier has the knowledge to professionally install your SOLARtiles from delivery to final connection. We can even manage the STC rebate.

BACKED BY CSR

As one of Australia's most established building materials companies, you can be confident in the knowledge that should you require any assistance with your Monier SOLARtile system into the future, CSR will be there to provide any technical, warranty and service advice.



Unlike 'Bolt-on' systems, Monier SOLARtiles are designed to work seamlessly with the entire range of contemporary Monier flat roof tiles – Horizon, Madison, Cambridge and Georgian. For more information on profile and colour options visit: monier.com.au




Monier SOLARtile can be installed on these flat profiles



Pictured above is CSR House with the Monier SOLARtile. For more information about CSR House, our Innovation Centre, log onto www.csr.com.au

HORIZON C



ELABANA C




TRADITIONAL C



NOUVEAU T



NULLARBOR T



- GLAZE TYPE
- U Unglazed
 - Sg Semi glazed
 - f Fully glazed
 - S Satin
 - m Matte
 - sm Semi matte

MARSEILLE T



BASIX CLASSIFICATION


●●● Dark > 0.70 ●●○ Medium 0.475 – 0.70 ●○○ Light < 0.475

*Numbers define solar absorptance


Colours have been reproduced as faithfully as possible, however, actual colours may vary due to the printing process. We urge all customers to view tiles on display before making your decision. Technical information such as roof pitches, rafter lengths and sarking can be found on the Monier website at www.monier.com.au

C Concrete Tiles T Terracotta Tiles

CAMBRIDGE C



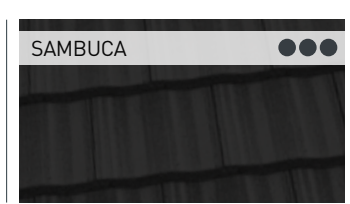
GEORGIAN C



MADISON C



HOMESTEAD C





MONIER PRODUCT DISPLAYS

MONIER PGH SELECTION CENTRES

METRO: Schofields*

75 Townson Road
13 15 79

Rosehill (Monier Only)

10 Grand Avenue
02 9684 8700

REGIONAL: Canberra (Fyshwick)*

26 Lithgow Street
02 6202 2400

Lisarow*

910 Pacific Highway
02 4328 0900

Metford (East Maitland)*

Metford Road
02 4930 2500

Port Macquarie*

Cnr Belah & Jambali Roads
02 6581 1288

* Colour consultations available.

Display Centres and Homes

For a full list of metropolitan and regional Monier Display Centres and Display Homes, please visit the Monier website at monier.com.au. The CSR Locator App is also available on iTunes or Google play and shows you where you can go to view Monier Display Centres and Homes.



Making your selection easier



At Monier we make choosing a roof tile simple with displays and advice to give you inspiration and confidence. Visit a Monier PGH Selection Centre and you'll find displays and take home samples. We have experts on hand who are ready to guide you in selecting the right roof tile.

Colour Consultancy is available by appointment.

Please call 1800 666 437 to book your appointment.

Contact us for a list of display centres and display homes near you.

The performance of Monier roof tiles is guaranteed for 50 years and in the case of our terracotta roof tiles, the colour is also guaranteed for 50 years.

As a purchaser of Monier CONCRETE roof tiles it is important to understand their design performance. Concrete roof tiles are created from the controlled formulation of raw materials, extruded under high pressure, to achieve the tile's strength and resistance to water penetration. Colour applied to the surface of the roof tile, using Monier's Colour Application Technology (CAT Colour), is purely decorative and with atmospheric conditions will fade over time. Each roof tile's colour may vary in shades throughout the roof. When first installed, concrete roof tiles may experience some discolouration caused by the migration of lime salts to the surface. This is known as efflorescence. This condition is usually temporary. All roofs are expected to progressively return to an even appearance over time. All roof tiles will contain small blemishes. During transportation and installation other small blemishes such as scuffing and chip marks may occur. Small blemishes will not detract from the weather proofing qualities and performance of roof tiles and should not be seen as a product fault.

As a purchaser of Monier TERRACOTTA roof tiles and accessories it is important to understand their

design performance. Terracotta tiles are created by the pressing, glazing and firing of natural clay at over 1,090 degrees Celsius. As each tile is unique to the clay and glaze used, there will be inherent differences in shades of colour produced during the manufacturing process. The most attractive roofs are those that ensure a consistent blending of these shades throughout the roof. Touch points and small firing blemishes are also inherent to varying degrees, according to the plant of manufacture. These will not detract from the weatherproofing qualities and performance of the roof tiles and should not be seen as a product fault.

Colours have been reproduced as faithfully as possible in this brochure, however some images have been digitally altered and actual roof tile colours may differ to varying degrees from samples shown here. We urge all customers to view roof tiles on display before making your decision. Always check the delivered product before installation.

HEALTH AND SAFETY

Terracotta roof tiles contain crystalline silica. Repeated inhalation of dust from dry cutting tiles may cause lung scarring (silicosis) or cancer. Avoid breathing the dust. Where power tools are used wear an approved dust mask (respirator). Refer to material safety data sheets (MSDSs) or phone 1800 807 668 for further information.

Online and mobile design tools to assist you in the selection process



ColourPicker allows you to select a specific colour from an image and match it to Monier and PGH products, while **CSR Locator** shows you where you can go to view Monier and PGH display centres and houses.


My Scrapbook lets you collect inspirational photos, roof tile choices and colour swatches in one place and has a smart phone App allowing you to add photos to your Scrapbook at any time.

ColourTouch enables you to mix and match Monier roof tiles with PGH™ bricks and pavers to create and visualise your dream home. Visit the Monier website to create your dream home today.

1800 666 437

WWW.MONIER.COM.AU

www.facebook.com/MonierAustralia



3.2014