

Traditional Split Face

From...



Traditional Split Face Blocks



Member of

CMAA

Concrete Masonry
Association of
Australia

HOW TO GET THE BEST RESULTS FROM BAINES MASONRY'S BLOCKS

DO NOT WET BLOCKS

Baines Masonry's blocks should be dry when laid in the wall to minimise subsequent shrinkage.

CLEANING CONCRETE MASONRY

Keep mortar off the face of the blocks. Clean off droppings as work progresses and before mortar sets. Cleaning down with acid should be avoided whenever possible.

A guide to cleaning concrete masonry is available from the Baines Masonry website -

www.bainesmasonry.com.au

COLOUR

Care should be taken to order enough product to complete the project at the same time to avoid the possibility of batch variations.

WATER RESISTANCE

Baines Masonry's split face blocks are manufactured using pre sealing technology. We use an innovative silicone water repellent mixture that will significantly reduce water absorption, and hence reduce the possibility of efflorescence, mould or mildew staining. This technology incorporated during the production process ensures that these properties stay as a part of the concrete for its entire life.

Baines Masonry recommends using the same water repellent mixture for mortar or render as a general water resistant additive. This is available for purchase from Baines Masonry.

CONTROL OF SHRINKAGE CRACKING

Baines Masonry's blocks behave differently to clay brick in regard to moisture movement and temperature changes. Assuming sound foundations are provided, cracks in walls can be avoided by the correct use of control joints, bond beams and/or joint reinforcement.

Rules for the use of these elements are contained in **Australian Standard 3700-2001**.

USEFUL ESTIMATING DATA

Blocks with 390x190mm face size = 12.5 blocks per square metre.

To core fill 200mm blocks allow 0.8m³ of concrete per 100 blocks.

To core fill 150mm blocks allow 0.6m³ of concrete per 100 blocks.

MORTAR TYPES

AS 3700 CLASS	CEMENT	SAND	MORTAR ADDITIVE*	TYPICAL APPLICATIONS
M4	1	4	YES**	Structural Blockwork and severe exposure - fences - external walls adjacent to seafront
M3	1	5	YES**	General Purpose with moderate exposure

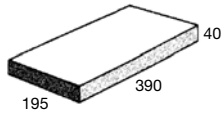
* Mortar Additive should be of silocone base waterproofing or water repellent additive.

**Refer to Mortar Additive Manufacturers recommendations for additive quantities.

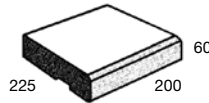
Oxide can be added to mortar to have it match colour of block work.

SPLIT FACE SERIES – HOLLOW 190mm, 140mm & 90mm thick walls


Capping



50.31
200mm
capping



60-230
Tasman 200mm
split face capping



50.245
Bull nose capping*
(Left and right hand
corners also available)

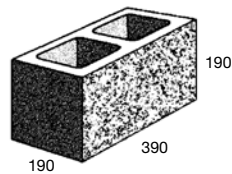
* Due to difference
in wet and dry cast
production colour
between the
processes may vary

200mm

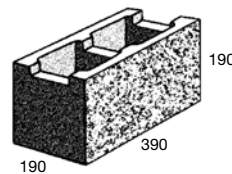
fcu 15

Pallets come as
a mixture of

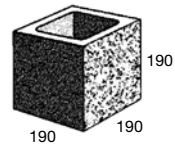
20.121 and 20.142
Approx 1/4 20.121
Approx 3/4 20.142



20.121
Hollow
- full length



20.142
Top groove
- full length

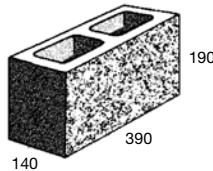


20.123
Hollow half
- cut to order

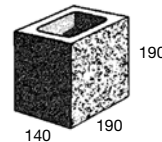
150mm

Commercial Quantities Only

fcu 15



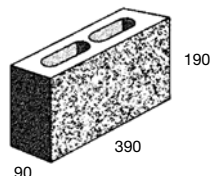
15.121
Hollow
- full length



15.123
Hollow half
- cut to order

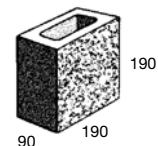
100mm

fcu 10



10.121
Hollow
- full length

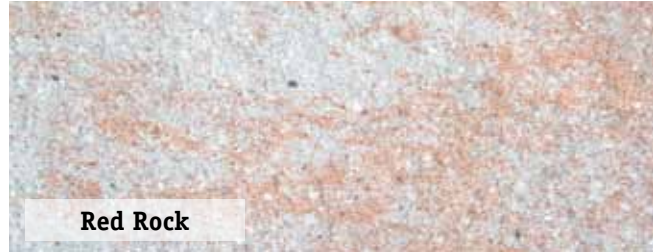






**One core is solid
from 1 in 3 blocks
for splitting corners**



10.123
Half
- cut to order

Traditional Split Face

Traditional Split Face Blocks



Colours displayed in this brochure are to be used as a guide only. Colours are as close as printing process will allow. Displays in stores may vary to actual colour due to batch variation. Obtain samples from Baines Masonry for current batch colour. Care should be taken to order sufficient product to complete job at one time to avoid batch variation. Surplus blocks not returnable. No claims after 7 days or once products have been incorporated in construction.

CHECK WITH YOUR LOCAL COUNCIL TO ENSURE ALL LOCAL BUILDING CODES ARE COMPLIED WITH



BAINES MASONRY

900 Wilton Rd, (PO Box 89) Appin 2560

Tel: 02 4631 1383

Fax: 02 4631 1402

Email: info@bainesmasonry.com.au

Web: www.bainesmasonry.com.au

SPLIT-BMB1