











Masonry Block Guide

























































New South Wales

masonry.
style and
function

New South Wales Coloured Concrete Block Range

Architec Smooth	Architec Shot Blast	Architec Split Face	Architec Honed	Architec Polished	GB Stone	
 Almond	 Almond	 Almond	 Almond	 Almond	 Pearl	 Jasper
 Alabaster	 Alabaster	 Alabaster	 Alabaster	 Alabaster	 Granite	 Onyx
 Pearl Grey	 Pearl Grey	 Pearl Grey	 Pearl Grey	 Pearl Grey	 Jade	 Amethyst
 Charcoal	 Charcoal	 Charcoal	 Charcoal	 Charcoal		

Solitary Smooth	Solitary Split Face	Solitary Honed	GB Sandstone Smooth	GB Sandstone Split Face	GB Sandstone Honed	GB Sandstone Rock Face
 Beach	 Beach	 Beach	 Limestone	 Limestone	 Limestone	 Limestone
 Polar	 Polar	 Polar	 Endeavour Blend	 Endeavour Blend	 Endeavour Blend	 Endeavour Blend
 Ash	 Ash	 Ash	 Sydney Blend	 Sydney Blend	 Sydney Blend	 Sydney Blend
 Charcoal	 Charcoal	 Charcoal	 Brisbane Blend	 Brisbane Blend	 Brisbane Blend	 Brisbane Blend

GB Smooth	GB Split Face	GB Honed	GB Aspect Split Face	GB Aspect Honed	GB Veneer Split Face	GB Veneer Honed
						
Porcelain	Porcelain	Porcelain	Porcelain	Porcelain	Porcelain	Porcelain
						
Limestone	Limestone	Limestone	Limestone	Limestone	Limestone	Limestone
						
Pebble	Pebble	Pebble	Pebble	Pebble	Pebble	Pebble
						
Sand	Sand	Sand	Sand	Sand	Sand	Sand
						
Shale	Shale	Shale	Shale	Shale	Shale	Shale
						
Nickel	Nickel	Nickel	Nickel	Nickel	Nickel	Nickel
						
Pewter	Pewter	Pewter	Pewter	Pewter	Pewter	Pewter
						
Russet	Russet	Russet	Russet	Russet	Russet	Russet



Austral Masonry offers a complete system consisting of two separate parts with an optional third:

- 1. Austral Masonry Concrete Blocks** of water resisting blocks (dramatically reduces secondary efflorescence)
- 2. Aus-Lock** mortar additive. This works as a plasticiser, bonding agent and cement retarder slowing the setting time of the mortar giving more time to clean up. In addition, the additive will impart some waterproofing property to the mortar giving an added resistance to lime leaching.
- 3. Aus-Seal** and **Aus-Shield** are an applied finish to further enhance the product and give some self cleaning properties. Call your representative to discuss your requirements and learn more.

Austral Masonry Head Office New South Wales

44 Clunies Ross Street
Prospect NSW 2148
PO BOX 6137
Seven Hills NSW 2147

Tel. +61 2 9840 2333
Fax. +61 2 9840 2344
Email. sales@australmasonry.com.au

Trading hours

For trading hours please visit www.australmasonry.com.au

Architec™ Designer Masonry Additional Information

Block Laying

Masonry walls are to be constructed in accordance with AS3700:2011.

Stock Colours and Textures

Lead times apply to all coloured blocks. Longer lead times apply to Honed, Polished and Shot-Blast finishes as the product must be cured for four weeks to harden sufficiently before processing. Austral Masonry recommends part size blocks are cut/bolstered on site to maintain colour consistency.

Textures

Finishes including Honing, Polishing and Shot-Blasting are produced on a 'made to order' basis. Lead times apply as the product must be cured for four weeks to harden sufficiently before processing. Contact your nearest Austral Masonry office for approximate lead times and premiums on special textured finishes. Architec™ is available standard with one face. Additional faces can be 'made to order' on honed, polished, and shot blast finishes. A surcharge may apply. Not all finishes are available in all regions.

Colour and Texture Variations

The colours shown in this brochure are provided as an indication of the colours and textures available. Some variations in colour may occur due to changes in raw materials. In addition variation can occur between production batches.

Brochure Colours

The printed colours in this brochure are only a guide. Please ask to see a sample of your chosen colour/texture before specifying or ordering.

Construction Notes

1. Blocks must be kept dry on site before use and when laid. Freshly laid walls must be covered overnight and when rain interrupts work in order to prevent moisture entering the cores of the blocks.
2. Do not put mortar on the web of the blocks.
3. Ensure that perpends are buttered on each side with a void in the middle. The mortar joints should be well ironed to provide a tight sealed joint.
4. Ensure mortar smears are removed before mortar sets as acid cleaning later can discolour the masonry and damage the masonry.
5. It is important that retaining walls have good drainage behind the wall and waterproofed.
6. For non-grouted masonry, a horizontal weep hole at the floor joint of each core should be provided to drain water that may be trapped inside the blocks. Partially fill the bottom course blocks with 20mm blue metal or similar drainage material to prevent mortar droppings from blocking the weep holes.



1300 MASONRY (1300 627 667)

www.australmasonry.com.au



proud supporters



The range of building products from
BRICKWORKS
BUILDING PRODUCTS

australbricks
since 1968

auswesttimbers

australprecast

australfaçades

australmasonry



nubrik
authentic brickwork

bristileroofting



BOWRAL BRICKS